



Power BI Analysis Brochure

We help businesses choose
the **most optimal** solution



Lars J. Croff

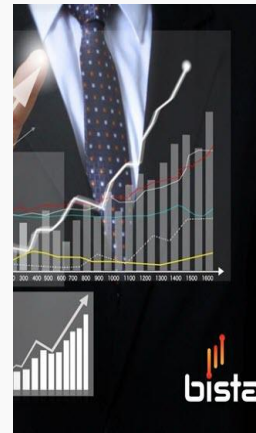
Founder of **Eazy-Office.com**

*“We help businesses by facilitating access to professional web solutions and services – boosting performance with **tailored consultancy**, we’re covering all the steps from assessment to implementation. We work closely with our clients – ensuring the **most optimal solution** is selected for their business.”*

ABOUT US – www.eazy-office.com

Eazy-Office.com offers integration of solutions that provides a wide range of easy-to-use business applications, giving companies easy access to the software they can utilize to run and grow their business.

Eazy-Office.com is owned and managed by a team of enthusiastic and business driven entrepreneurs. Our head office is located in Malmö, Sweden – so we can travel quickly to our clients from Copenhagen Airport.



OUR PARTNER – www.bistasolutions.com

Bista Solutions Inc. is a world-class software solutions company providing ingenious business solutions to a wide range of enterprises. With offices in USA, UAE & Canada and development center in India, catering to businesses in all global markets.

Their expertise in developing enterprise-grade business applications and customer-focused service has helped numerous businesses by saving them time, reducing costs/waste, and ultimately increasing business efficiency.



WHAT WE DO

OUR CONSULTANCY PROCESS


ASSESSMENT
We perform an assessment of your organizations solution needs.



PROPOSAL
We present a recommendation on the best possible solution.



IMPLEMENTATION
We integrate the solution in your organization and with your partners.



THIS IS HOW WE HELP YOUR BUSINESS MAKING THE BEST CHOICE:

- We boost performance with tailored consultancy, covering all steps from assessment to implementation.
- We'll work closely with you to understand your business and to ensure the most optimal solution is selected.



WHAT WE DO OUR SERVICES

odoo
All-in-one management software

- CRM
- Point of Sale
- Sales
- eSign
- Project
- Inventory
- Manufacturing
- Timesheets
- Invoicing
- Accounting
- Subscription
- Helpdesk

Microsoft
Power BI

WordPress
Responsive. Clean. Powerful.
Web Design

WooCommerce
Webshop Integration

We have the in-house expertise and experience to work as your trusted partner and exceed your IT challenges.

From specific technical issues to the big strategic questions for your business, we are ready to offer insight and action. Learn how our IT consultancy and design services are here to help you define and meet new technology challenges in your organization.

 **Odoo CRM & ERP Integration**

Odoo ensures that you have what you need to manage your company, staff and customers – in one place.

 **WordPress CMS Web Design Services**

We help businesses get a professional online presence with web design for WordPress CMS.

 **Power BI Integration**

Power BI is a suite of business analytics tools that deliver insights throughout your organization.

 **WooCommerce Webshop Integration**

With WooCommerce we help extend your WordPress platform, by creating a great shopping experience for your visitors.





Microsoft

Power BI

delivered solid results in a challenging market

Distribution of market share among the major industry players



Distribution of market share among the major industry players: IT & C and BN & T was 74% and 20% percent respectively. A further change in the economic situation in the market will be characterized by a more equal distribution of market share major players

£ million



CAGR (03-08)

Income 13%
PBT 7%

£ million
Income
PBT
BCI/BlackRock deal costs

CAGR (04-08)

Revenue 20%
PBT 15%

HI 05 v HI 08

Revenue (2%)
PBT 4%



Projected sales of main products in 2013



Analysis of total income



very strong income performance

Category	HI 08	HI 07
Revenue	1,844	1,625
PBT	95	74
Income	4,784	5,024
Net Income	(2,225)	(1,402)
Other	852	811
Total	3,411	3,433
Provisions	(1,226)	(1,226)
Net Income	2,185	2,207

ABOUT POWER BI ANALYTICS

Bring your business data to life with Power BI

Power BI is a suite of business analytics tools that deliver insights throughout your organization. Connect to hundreds of data sources, simplify data prep, and drive ad hoc analysis.

Everyone can create personalized dashboards with a unique, 360-degree view of their business. And scale across the enterprise, with governance and security built-in.



Connect with your data
Explore your data wherever it is - produce beautiful reports, then publish them for your organization to consume on the web and across mobile devices.

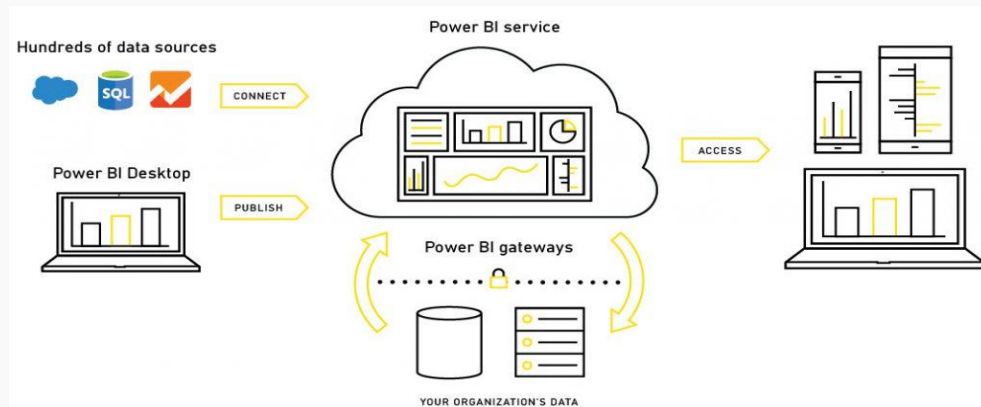
Main benefits you get by using Power BI in your business:

- A full suite of BI tools for data visualization and reporting - access and unify data across sources.
- Transform company data into rich visuals - create live, real-time data metric dashboards.
- Easily share reports among colleagues and users via the Power BI Online Service.

With Power BI you'll get the full picture in one pane: **It gathers all your business information in one central location that you can access whenever and wherever you want. The built-in connectors enables you to quickly import data from solutions such as Salesforce, Google Analytics, and many more.**

ABOUT POWER BI ANALYTICS

Power BI Features (Connections)



Provide advanced analytics with the familiarity of Excel

Clean, transform, and mash up data from multiple sources—in a few clicks. Enable business users to dig deeper into data and find patterns they may have otherwise missed, with Power BI features like quick measures, grouping, forecasting, and clustering. If you're familiar with Excel, you'll feel at home in Power BI.

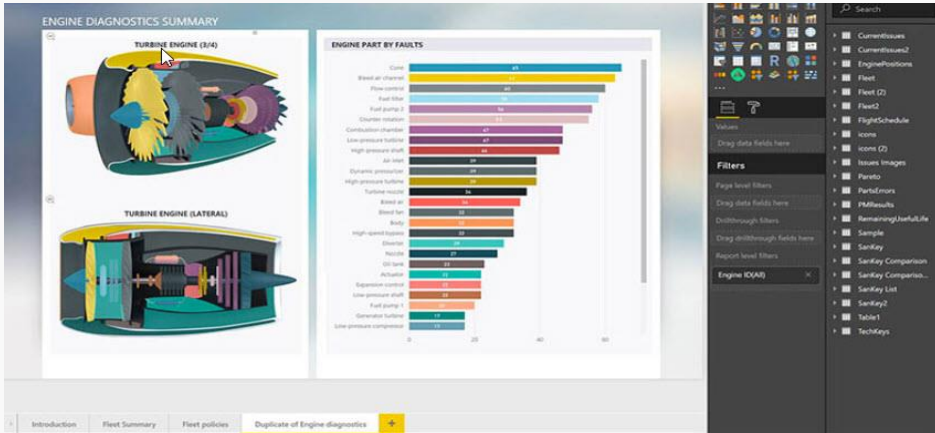
Connect to your data, any data

Explore your data wherever it is—in the cloud or on-premises—including big data sources such as Hadoop and Spark. With connections to hundreds of sources and constantly growing, Power BI Desktop lets you draw deep insights for a broad range of scenarios.



ABOUT POWER BI ANALYTICS

Power BI Features (Report Creation)

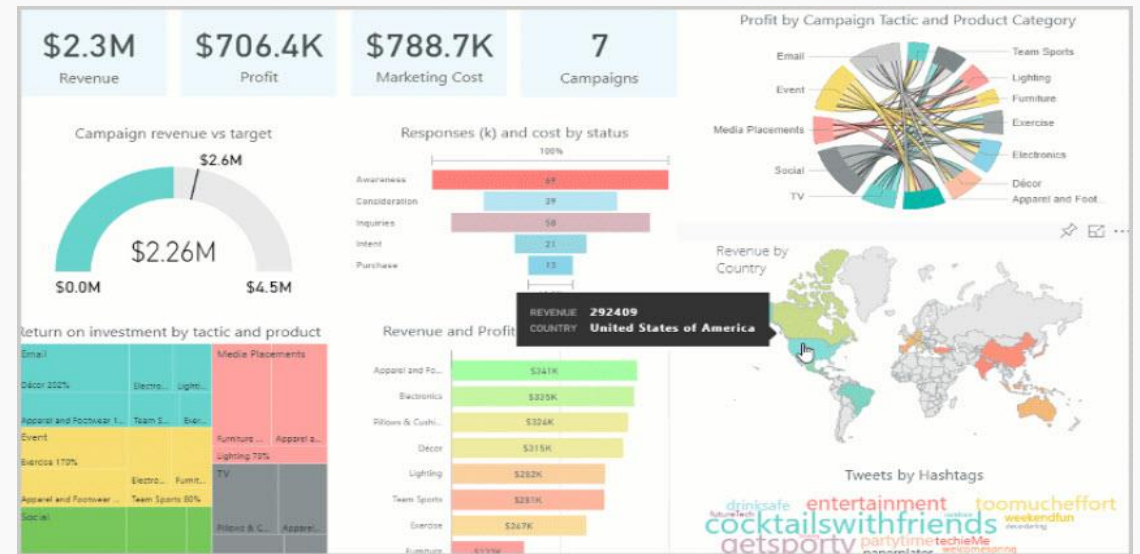


Author for everyone, anywhere

Get visual analytics to the people who need it. Create mobile-optimized reports for viewers to consume on the go. Publish from Power BI Desktop to the cloud or on-premises. Embed reports created in Power BI Desktop into existing apps or websites.

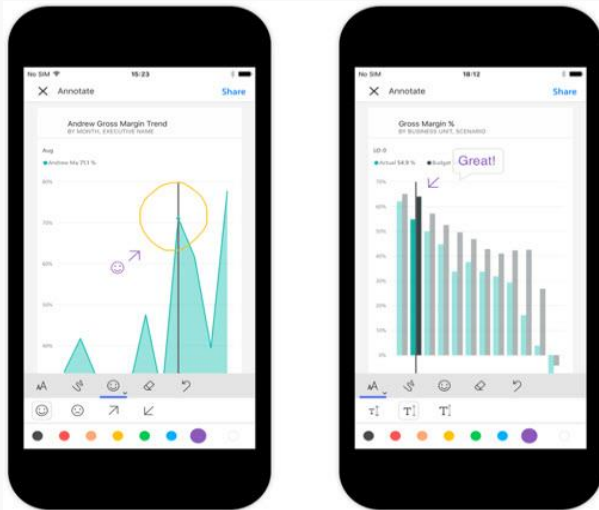
Create interactive reports customized for your business

You can create stunning reports with interactive data visualizations. Tell your data story using a drag-and-drop canvas and more than 85 modern data visuals from Microsoft and partners—or create your own using the Power BI open source custom visuals framework. Design your report using theming, formatting, and layout tools.



ABOUT POWER BI ANALYTICS

Power BI Features (Mobility)

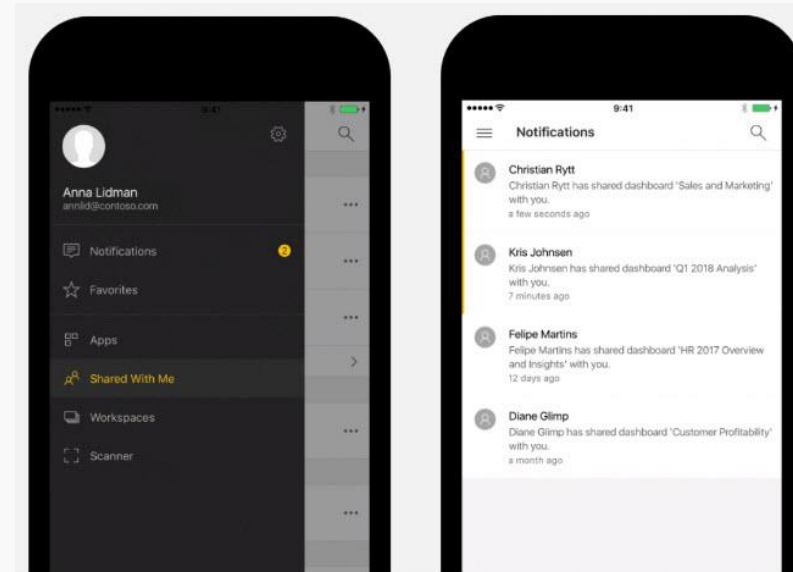


Any data, anywhere, any time

Keep on top of your data no matter where you are. With touch-enabled native apps for Windows, iOS, and Android, you can access all your data wherever you go. Monitor the health of your business using a live dashboard, create rich interactive reports and access your data on the go with native Power BI Mobile apps.

Flexible and secure mobile access

Get push notifications for personal data alerts to your device, and use 3D touch on iOS to quickly access shortcuts directly from your home screen. See your data update in real time on phones, tablets, and Apple Watch. Keep your company's data secure with Microsoft Intune mobile device and application management capabilities.



ABOUT POWER BI ANALYTICS

Why should you choose Power BI?

Traditional BI tools, such as Tableau, Qlik, etc., are solutions for analysts that provide rearview mirror intelligence on what has happened. In contrast, Power BI is business analytics service that can empower everyone—not just data specialists—with real-time insight to what is happening.

With Power BI, it takes five minutes to start creating personalized dashboards and to find answers to the most important questions for your business.

With Power BI, you get nonstop innovation to help you visualize and analyze data with greater speed, efficiency, and understanding. You can also reduce your IT investment in your extract-transform-load infrastructure through built-in connectivity to a variety of data sources, both in the cloud and on-premises.

Power BI lets you access real-time information to identify trends early, that way, you can head off potential issues and improve performance sooner rather than later. With advanced analytics integration you can use your data to predict outcomes for your business. Predictive intelligence help you stay on the right path to achieve your goals.

Top 5 reasons for using the Power BI Analytics solution in your business:

- Spot trends in real time and make informed decisions
- Experience your business data in new ways
- Connect and combine data from multiple data sources
- Share dashboards and reports with whoever you want
- Cost-efficient license pricing and low TCO

Power BI gives you a **360-degree view** of your business!

ABOUT POWER BI ANALYTICS

What does Power BI cost?

SERVER

PBI GATEWAY

€ **65**

PER MONTH

Intel Core i7-6700 CPU

64 GB DDR4 RAM / 2 x 240 GB SSD

Windows Server 2016 License

**Server is rented by the customer at [Hetzner.com](https://www.hetzner.com)*

LICENSE

PRICE PER USER

€ **10**

PER MONTH

Power BI Pro License

Access to All Power BI Functions

Mobile App For iPhone/Android

**License(s) is purchased by the customer at [PowerBI.Microsoft.com](https://powerbi.microsoft.com)*

SUPPORT

08:00 TO 17:00

€ **999**

PER MONTH

Phone & Email Support

Remote Assistance/Resolution

Response Time 2-4 Hours

Solution Monitoring

Solution Backup & Restore

Questions about Power BI

1

Which other cost do I have to consider for the implementation of Power BI?

The basic installation of the system is included in the service cost. Other implementation costs such as configuration, employee training, data migration, detailed adaptation, development will vary depending on the size of the implementation and the usage of the system. **Get in touch with us for a detailed quotation.**

2

Can Power BI be connected to other third-party systems and solutions?

Yes, in our **live demo section** you can test such an integration between **Power BI and Odoo CRM/ERP**. Our implementation team has already made connections to well known systems such as **Sage, Amazon, EBay, WooCommerce, PayPal, QuickBooks Accounting, MailChimp**, and many more.

3

How long does it generally take to complete the implementation of Power BI?

Implementations with basic reports can take somewhere between **2 to 4 weeks**, this will vary depending on the type of business and on a "case to case" basis. Another part of the Power BI implementation is the customization – this is the part where the estimation solely depend on the modifications you want.

4

Can I access Power BI from a mobile device when I'm out the office?

Yes, you can monitor your business right from your phone or tablet. Securely access and view live Power BI dashboards and reports on any device, share live reports and dashboards directly from the app to keep your team on the same page - the **Power BI** app is available for **Windows, iPhone, and Android**.



GET IN TOUCH

CONTACT US

To learn more about our service offerings and industry expertise, or to have one of our consulting professionals contact you directly – you can get in touch with us using the channels listed below.

ADDRESS: [EO Web Solutions AB](#)
[Västergatan 36, 211-21 Malmö](#)
[Sweden](#)

PHONE: [+46 \(0\)764-668 600](#)

EMAIL: info@eazy-office.com **WWW:** www.eazy-office.com

Thanks for your attention!